

## *Supplementary Information*

# 1,5-Benzosulfonamide anthracenedione analogues of mitoxantrone as antibacterial and anticancer agents

Manu Vatsal, Anjali Sharma & Pamita Awasthi\*

Department of Chemistry, National Institute of Technology, Hamirpur 177 005, India

E-mail: pamitawasthi@gmail.com; pamita@nith.ac.in; vatsal.manu9@gmail.com; tanu.anjali.sharma@gmail.com

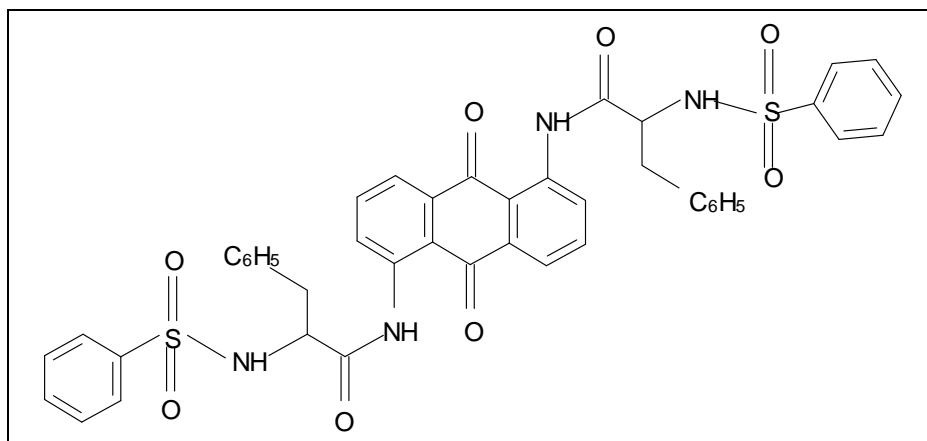
*Received 30 July 2020; accepted (revised) 22 December 2021*

### **ST.1 General synthetic details**

The progress of the reaction was monitored by TLC till single spot and kept overnight. The solution was filtered and distilled to remove excess solvent and monitored by TLC single spot. It was recrystallised with chloroform and pure product was obtained. The HRMS ionization type (ES+) mass spectra were obtained with a XEVO G2-XS Q-TOF micro spectrometer. <sup>1</sup>H & <sup>13</sup>CNMR spectra were recorded in CDCl<sub>3</sub> and DMSO on a BRUKER AVANCE II 400 NMR spectrometer. The IR spectra were recorded on NICOLET 6700 supplied by Thermo scientific USA spectrometer using KBr pellets. The spectra range from 500-4000cm<sup>-1</sup>.

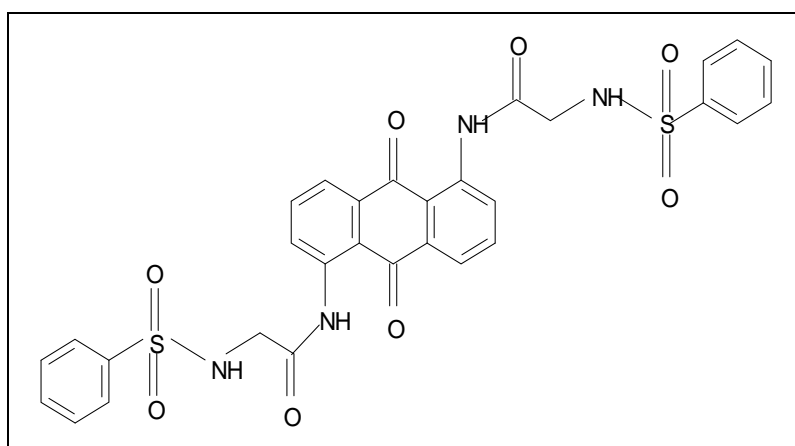
### **Characterization of bi-substituted series (B1-B5)**

*1,5 Bis [1-oxo-3-phenyl-2-(benzosulfonamide)-propylamido]-anthracene-9,10-dione (B1)=  
Yellow crystalline solid*



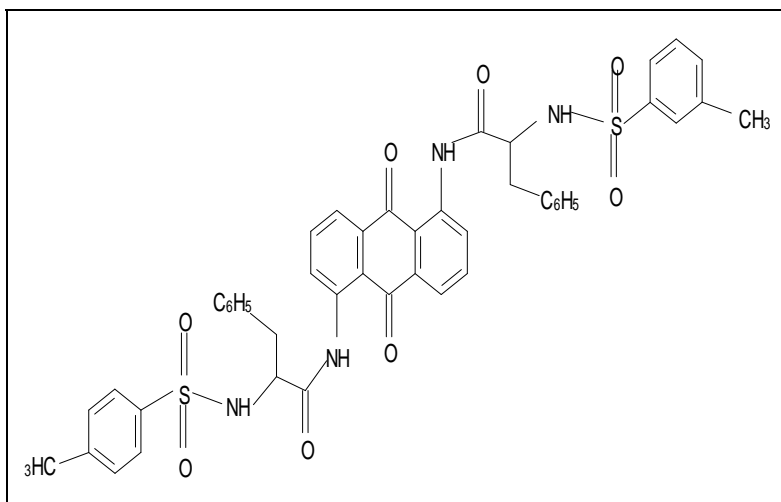
IR( $\text{cm}^{-1}$ ): NH str.= $3278\text{cm}^{-1}$ , Arm.CN stre.=  $1259.2\text{cm}^{-1}$ , -C=O str.= $1695\text{cm}^{-1}$ , Alp.CN stre.=  $1088.6\text{cm}^{-1}$ , O=S=O str.= $1325.2, 1155.7\text{cm}^{-1}$ . ( $^1\text{H-NMR}$   $\text{CDCl}_3$ ) 400MHz=  $\delta$  12.63 (1H, s, -NH ar), 8.97-8.95 (1H, d, -N H ar,  $J=7.92$  Hz), 8.08-8.03 (1H, d,  $\text{H}_6$  aaq,  $J=10.08$  Hz), 7.94-7.92 (1H, d,  $\text{H}_2$  aaq,  $J=7.32$  Hz), 7.77-7.71 (4H, m, Ar-( $\text{H}_3, \text{H}_4, \text{H}_7$  and  $\text{H}_8$ ) aaq,  $J_1=8$  Hz,  $J_2=3.92$  Hz), 7.59-7.48 (4H, m, Ar-H ortho to  $\text{SO}_2\text{NH}$  gp,  $J_1=7.36$  Hz,  $J_2=4.92$  Hz), 7.46-7.30 (6H, m, Ar-H, meta and para to  $\text{SO}_2\text{NH}$  gp,  $J_1=6.4$  Hz,  $J_2=3.32$  Hz), 7.26-7.15 (10H, m, Ar-H,  $J_1=11.36$  Hz,  $J_2=3.96$  Hz), 3.50-3.45 (2H, dd, -CH- $\text{CH}_2$ -,  $J=14$  Hz), 3.14-3.09 (2H, d, -NH-SO gp,  $J=5.52$  Hz), 1.88-1.25 (4H, dd, - $\text{CH}_2$ -,  $J_1=19.2\text{Hz}$ ,  $J_2=14\text{Hz}$ ).  $^{13}\text{C-NMR}$  171 (C=O), 15.25 (- $\text{CH}_2$ -), 65.86(-CH-NH), 142.80-117.60 (aromatic carbons), HRMS (ESI);  $m/z$  Calculated for  $\text{C}_{44}\text{H}_{36}\text{N}_4\text{O}_8\text{S}_2$  [ $\text{M} + \text{H}$ ] $^+$ : 813.915, found: 813.180 (65.35% , m.p.  $215-220^\circ\text{C}$ , Rf = 0.76).

*1,5 Bis [1-oxo -2-(benzosulfonamide)-ethylamido]-anthracene-9,10-dione (B2)= Yellow crystalline solid.*



IR( $\nu$   $\text{cm}^{-1}$ ): NH str.=3067 $\text{cm}^{-1}$ , Arm.CN stre.= 1262 $\text{cm}^{-1}$ , -C=O str.=1689 $\text{cm}^{-1}$ , Alp.CN stre.= 1091 $\text{cm}^{-1}$ , O=S=O str.=1336, 1161 $\text{cm}^{-1}$ . ( $^1\text{H-NMR-CDCl}_3$ ) 400MHz=  $\delta$  12.50 (1H, s, -NH ar), 12.20 (1H, s, -NH ar), 8.96-8.84 (1H, d, H<sub>6</sub> aaq, J=8.52 Hz), 8.09-8.02 (1H, d, H<sub>2</sub> aaq, J=7.40 Hz), 7.95-7.81 (4H, m, Ar-(H<sub>3</sub>, H<sub>4</sub>, H<sub>7</sub> and H<sub>8</sub>) aaq, J<sub>1</sub>=3.12 Hz, J<sub>2</sub>=4.16 Hz), 7.70-7.68 (2H, m, Ar-H para to SO<sub>2</sub>NH gp, J<sub>1</sub>=3.36 Hz, J<sub>2</sub>=4.88 Hz), 7.59-7.51 (4H, m, Ar-H, ortho to SO<sub>2</sub>NH gp, J<sub>1</sub>=6.84 Hz, J<sub>2</sub>=4.12 Hz), 7.43-7.36 (2H, m, Ar-H meta to SO<sub>2</sub>NH gp, J<sub>1</sub>=9.68 Hz, J<sub>2</sub>=6.96 Hz), 6.99-6.96 (2H, m, Ar-H meta to SO<sub>2</sub>NH gp, J<sub>1</sub>=12.04 Hz), 4.50 (1H, s, -NH-SO gp), 5.10 (1H, s, -NH-SO gp), 3.84-3.45 (2H, q, -CH<sub>2</sub>-, J<sub>1</sub>=14.08 Hz, J<sub>2</sub>=14 Hz), 1.80-1.25 (2H, dd, -CH<sub>2</sub>-, J<sub>1</sub>=11.2Hz, J<sub>2</sub>=7Hz).  $^{13}\text{C-NMR}$ : 14.22 (-CH<sub>2</sub>-), 133.08-126.43 ( aromatic carbons), 171 (C=O). HRMS (ESI); m/z Calculated for C<sub>30</sub>H<sub>24</sub>N<sub>4</sub> O<sub>8</sub>S<sub>2</sub> [M + H]<sup>+</sup>: 633.670, found: 633.090 (57%, m.p. 185-190°C; Rf = 0.50).

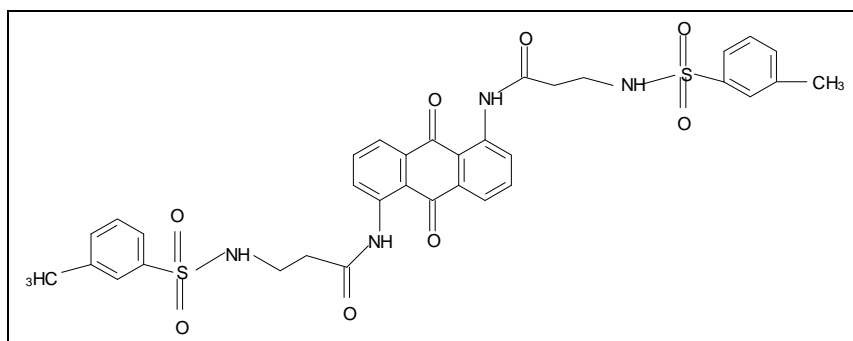
*1,5 Bis [1-oxo-3-phenyl-2p-(tosylamide)-propylamido]-anthracene-9,10-dione(B3)= Yellow crystalline solid.*



IR( $\nu$   $\text{cm}^{-1}$ ): NH str.=3262 $\text{cm}^{-1}$ , Arm.CN stre.= 1260 $\text{cm}^{-1}$ , -C=O str.=1696 $\text{cm}^{-1}$ , Alp.CN stre.= 1087 $\text{cm}^{-1}$ , O=S=O str.=1333, 1157 $\text{cm}^{-1}$ . ( $^1\text{H-NMR-CDCl}_3$ ) 400MHz=  $\delta$  12.65 (1H, s, -NH ar), 12.60 (1H, s, -NH ar), 8.93-8.91 (1H, d, H<sub>6</sub> aaq, J=0.68 Hz), 8.82-8.79 (1H, d, H<sub>2</sub> aaq, J=0.96 Hz), 8.03-7.99 (2H, m, Ar-(H<sub>7</sub> and H<sub>8</sub>) aaq, J<sub>1</sub>=1 Hz, J<sub>2</sub>=8.6 Hz), 7.72-7.69 (2H, m, Ar-(H<sub>3</sub> and H<sub>4</sub>) aaq, J<sub>1</sub>=8.12 Hz, J<sub>2</sub>=4.6 Hz), 7.59-7.41 (5H, m, Ar-H, J<sub>1</sub>=6.72 Hz, J<sub>2</sub>=0.68 Hz), 7.16-7.10 (9H, m, Ar-H and ortho to SO<sub>2</sub>NH gp, J<sub>1</sub>=3.8 Hz, J<sub>2</sub>=2.04 Hz), 7.08-6.95 (4H, m, Ar-H, meta to SO<sub>2</sub>NH gp, J<sub>1</sub>=2.08 Hz, J<sub>2</sub>=2.6 Hz), 5.44 (1H, s, -NH-SO gp), 5.42 (1H, s, -NH-SO gp), 4.19-

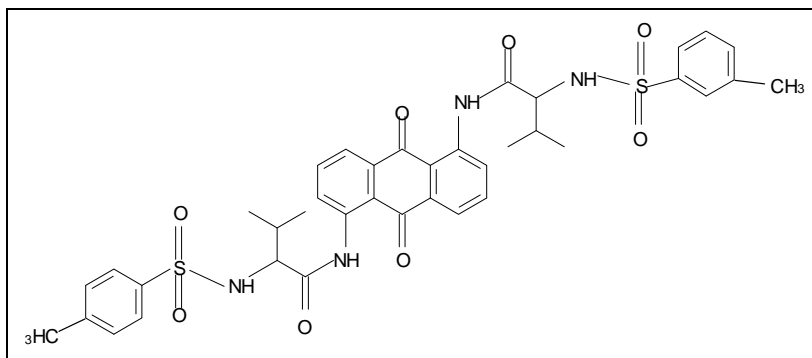
4.17 (1H, d, -CH<sub>2</sub>-, J=7 Hz), 3.14-3.13 (2H, d, -CH<sub>2</sub>-, J=6 Hz), 3.11 (1H, s, -CH<sub>3</sub>), 2.32 (1H, s, -CH<sub>3</sub>), 2.27-2.25 (1H, t, -CH-, J=8.48 Hz), 1.22-1.19 (1H, t, -CH-, J=14 Hz). <sup>13</sup>C-NMR : 21.46(-CH<sub>2</sub>), 21.53(-CH<sub>2</sub>), 38.84 (-CH<sub>3</sub>), 39.21(-CH<sub>3</sub>), 59.57(-CH-NH), 170.43 (C=O), 170.81 (C=O), 143.71-117.35 (aromatic carbons). HRMS (ESI); m/z Calculated for C<sub>46</sub>H<sub>40</sub>N<sub>4</sub>O<sub>8</sub>S<sub>2</sub> [M + H]<sup>+</sup>: 841.968 found: 841.210 (47.77%, m.p. 255-260 °C; Rf = 0.66).

*1,5 Bis [1-oxo (-3-p-tosylamide)-propylamido]-anthracene-9,10-dione (B4)=Orange crystalline solid.*



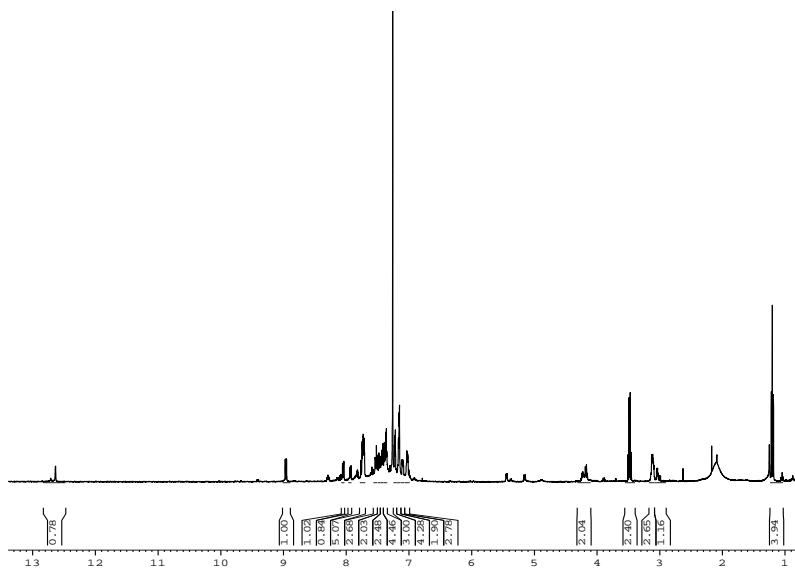
IR( $\nu$  cm<sup>-1</sup>): NH str.=3254cm<sup>-1</sup>, Arm.CN stre.= 1262cm<sup>-1</sup>, -C=O str.=1694cm<sup>-1</sup>, Alp.CN stre.= 1091cm<sup>-1</sup>, O=S=O str.=1328, 1154cm<sup>-1</sup>. (<sup>1</sup>H-NMR- CDCl<sub>3</sub>) 400MHz= **8** 12.21 (1H, s, -NH ar), 12.20 (1H, s, -NH ar), 9.01-8.99 (1H, d, -NHSO gp, J=4.52 Hz), 8.07-7.99 (2H, m, Ar H<sub>2</sub> and H<sub>6</sub> aaq, J<sub>1</sub>=15.24 Hz, J<sub>2</sub>=7.4 Hz), 7.74-7.71 (6H, m, Ar-(H<sub>3</sub>, H<sub>4</sub>, H<sub>7</sub> and H<sub>8</sub>) aaq and 2H meta to SO<sub>2</sub>NH gp, J<sub>1</sub>=6.32 Hz, J<sub>2</sub>=3.48 Hz), 7.47-7.41 (2H, m, Ar-H meta to SO<sub>2</sub>NH gp, J<sub>1</sub>=8.12 Hz, J<sub>2</sub>=10.8 Hz), 7.31-7.26 (4H, m, Ar-H ortho to SO<sub>2</sub>NH gp, J<sub>1</sub>=8.12 Hz, J<sub>2</sub>=10.8 Hz), 6.99-6.97 (1H, d, -NHSO gp, J=7.88 Hz), 4.15-4.11 (1H, d, -NH-SO gp, J=14 Hz), 3.48-3.47 (2H, d, -CH<sub>2</sub>-, J=7Hz), 3.21-3.14 (2H, t, -CH<sub>2</sub>-, J=9.92 Hz), 2.98-2.89 (2H, t, -CH<sub>2</sub>-, J=9.96 Hz), 2.79-2.73 (2H, t, -CH<sub>2</sub>-, J=11.32 Hz), 2.39-2.33 (6H, m, -CH<sub>3</sub>, J<sub>1</sub>=12.08 Hz, J<sub>2</sub>=4.71 Hz). <sup>13</sup>C-NMR: 15.26(-CH<sub>2</sub>), 21.55(-CH<sub>2</sub>), 21.71(-CH<sub>2</sub>), 38.93(-CH<sub>3</sub>), 186.05 (C=O), 171.01 (C=O), 143.49-122.93 (aromatic carbons. HRMS (ESI); m/z Calculated for C<sub>34</sub>H<sub>32</sub>N<sub>4</sub>O<sub>8</sub>S<sub>2</sub> [M + H]<sup>+</sup>: 689.776, found: 689.151 (55.80%, m.pt 130 °C ; Rf = 0.84).

1,5 Bis [1-oxo -3-methyl-2-(*p*-tosylamide)-butylamido]-anthracene-9,10-dione (B5)= Yellow crystalline solid.

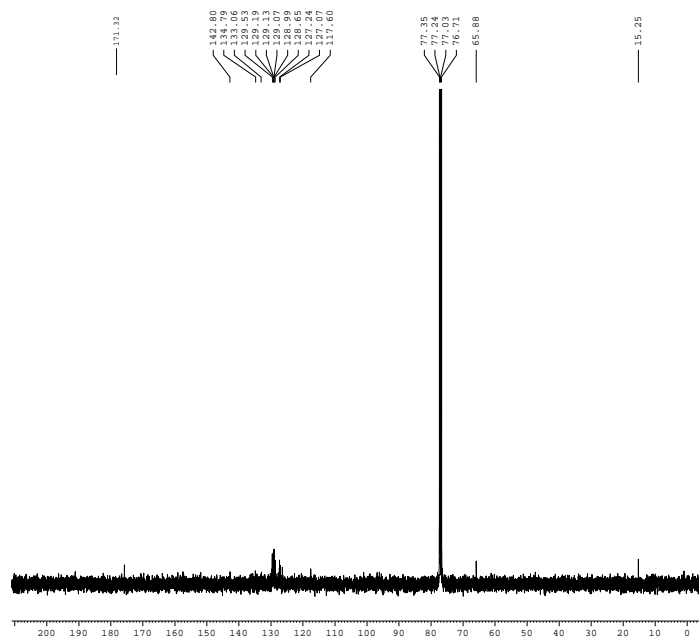


IR( $\nu$   $\text{cm}^{-1}$ ): NH str.= $3256\text{cm}^{-1}$ , Arm.CN stre.=  $1262\text{cm}^{-1}$ , -C=O str.= $1685\text{cm}^{-1}$ , Alp.CN stre.=  $1089\text{cm}^{-1}$ , O=S=O str.= $1337, 1167\text{cm}^{-1}$ . ( $^1\text{H-NMR-CDCl}_3$ ) 400MHz=  $\delta$  12.34 (1H, s, -NH ar), 11.90 (1H, s, -NH ar), 8.78-8.76 (1H, d,  $\text{H}_6$ ,  $J=8.32$  Hz), 8.07-7.99 (1H, d, Ar  $\text{H}_2$  aaq,  $J_1=7.6$  Hz), 7.68-7.62 (10H, m, Ar-H ortho and para to -NHSO gp and Ar-( $\text{H}_3, \text{H}_4, \text{H}_7$  and  $\text{H}_8$ ) aaq,  $J_1=7.96$  Hz,  $J_2=3.12$  Hz), 7.12-7.00 (4H, m, Ar-H meta to  $\text{SO}_2\text{NH}$  gp,  $J_1=10.8$  Hz,  $J_2=7.76$  Hz), 5.48-5.46 (1H, d, -NHSO gp,  $J=7.56$  Hz), 3.68-3.66 (1H, d, -NHSO gp,  $J=8.08$  Hz), 2.35-2.27 (4H, q, -CH-,  $J_1=28.6$  Hz,  $J_2=17.28$  Hz), 2.22-2.02 (6H, m, - $\text{CH}_3$ ,  $J_1=7.2$ Hz,  $J_2=20.56$  Hz), 1.28-1.01 (6H, m, - $\text{CH}_3$ ,  $J_1=7.2$  Hz,  $J_2=11.6$  Hz), 0.93-0.80 (6H, m, - $\text{CH}_3$ ,  $J_1=6.44$  Hz,  $J_2=11.92$  Hz).  $^{13}\text{C-NMR}$  : 15.27 (- $\text{CH}_3$ ), 17.64(- $\text{CH}_3$ ), 19.27 (- $\text{CH}_3$ ), 31.81(-CH), 65.87(-CH-NH), 143.71-123.28 (aromatic carbons), 171.22 (C=O), 174.27 (C=O). HRMS (ESI);  $m/z$  Calculated for  $\text{C}_{38}\text{H}_{40}\text{N}_4 \text{O}_8\text{S}_2$  [ $\text{M} + \text{H}$ ] $^+$ : 745.883, found: 745.210 (52.52%, m.pt 305-310 $^\circ\text{C}$ ; Rf = 0.33).

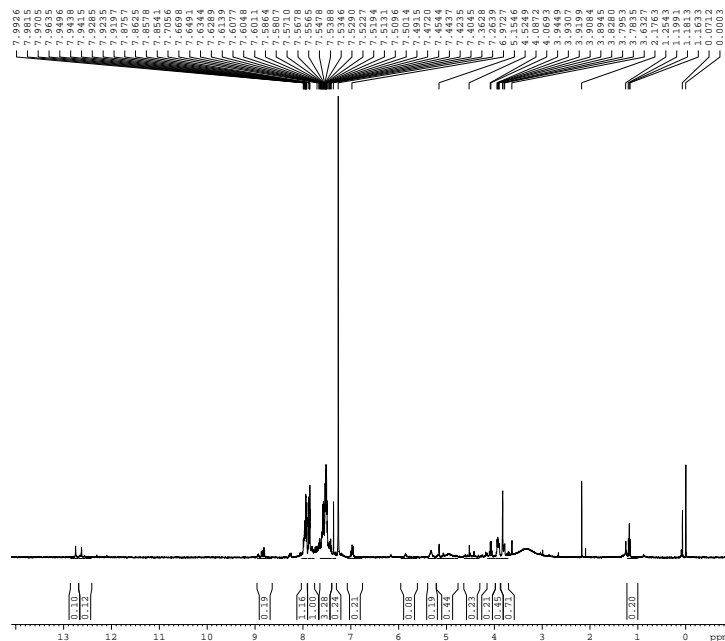
**Fig. S1**  $^1\text{H}$ NMR of 1,5 Bis [1-oxo-3-phenyl-2-(benzosulfonamide)-propylamido]-anthracene-9,10-dione (B1)



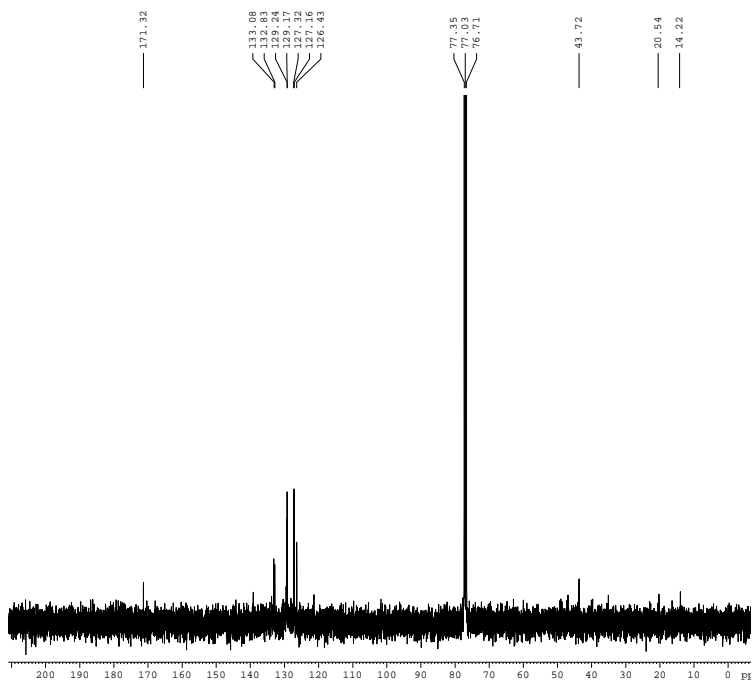
**Fig. S2**  $^{13}\text{C}$ NMR of 1,5 Bis [1-oxo-3-phenyl-2-(benzosulfonamide)-propylamido]-anthracene-9,10-dione (B1)



**Fig. S3**  $^1\text{H}$ NMR of 1,5 Bis [1-oxo -2-(benzosulfonamide)-ethylamido]-anthracene-9,10-dione (B2)



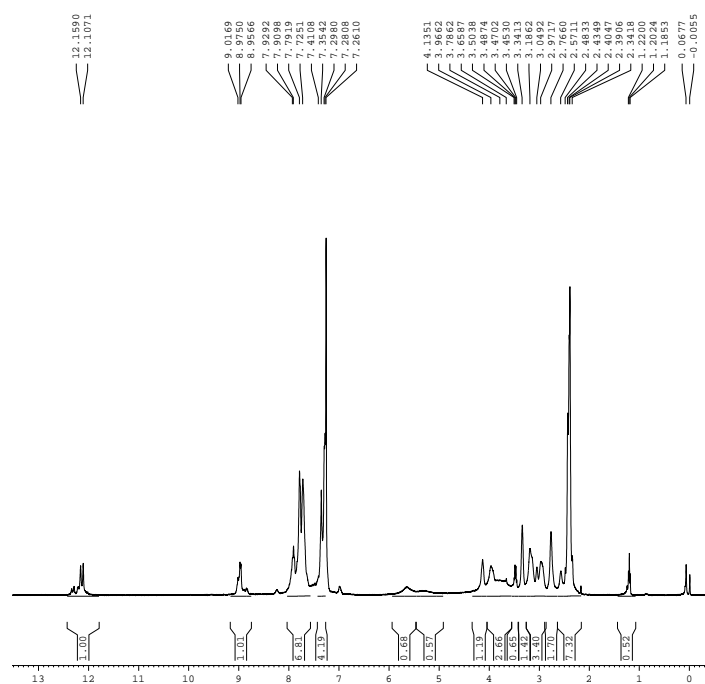
**Fig. S4**  $^{13}\text{C}$ NMR of 1,5 Bis [1-oxo -2-(benzosulfonamide)-ethylamido]-anthracene-9,10-dione (B2)



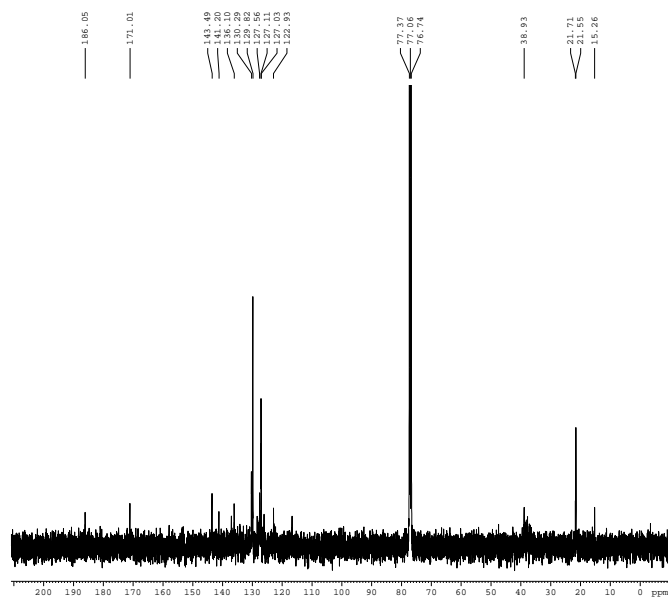




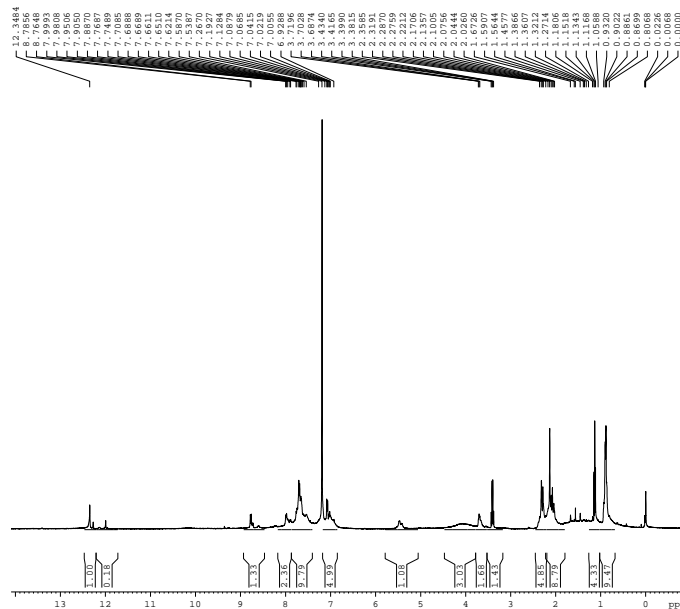
**Fig. S7**  $^1\text{H}$ NMR 1,5 Bis [1-oxo (-3-p-tosylamide)-propylamido]-anthracene-9,10-dione (B4)



**Fig. S8**  $^{13}\text{C}$ NMR 1,5 Bis [1-oxo (-3-p-tosylamide)-propylamido]-anthracene-9,10-dione (B4)



**Fig. S9**  $^1\text{H}$ NMR 1,5 Bis [1-oxo -3-methyl-2-(p-tosylamide)-butylamido]-anthracene-9,10-dione (B5)



**Fig. S10**  $^{13}\text{C}$ NMR 1,5 Bis [1-oxo -3-methyl-2-(p-tosylamide)-butylamido]-anthracene-9,10-dione (B5)

