

*Supplementary Information*

**Design of anti-fungal agents by 3D-QSAR**

Shreya S Sonak, Sandeep Pathare, Siddharth J Modi & Vithal M Kulkarni\*

Department of Pharmaceutical Chemistry, Poona College of Pharmacy, Bharati Vidyapeeth (Deemed to be University),

Pune 411 038, Maharashtra, India

\*E-mail: vmkulkarni60@gmail.com

*Received 23 October 2021; accepted (revised) 22 April 2022*

<b>S. No.</b>	<b>Contents</b>	<b>Pg. No.</b>
1	<b>Fig. S1</b> — Biosynthesis of Ergosterol	2
2	<b>Fig. S2</b> — Classification of anti-fungal agents	2
3	<b>Fig. S3</b> — Structures of currently available azole antifungal drugs	3

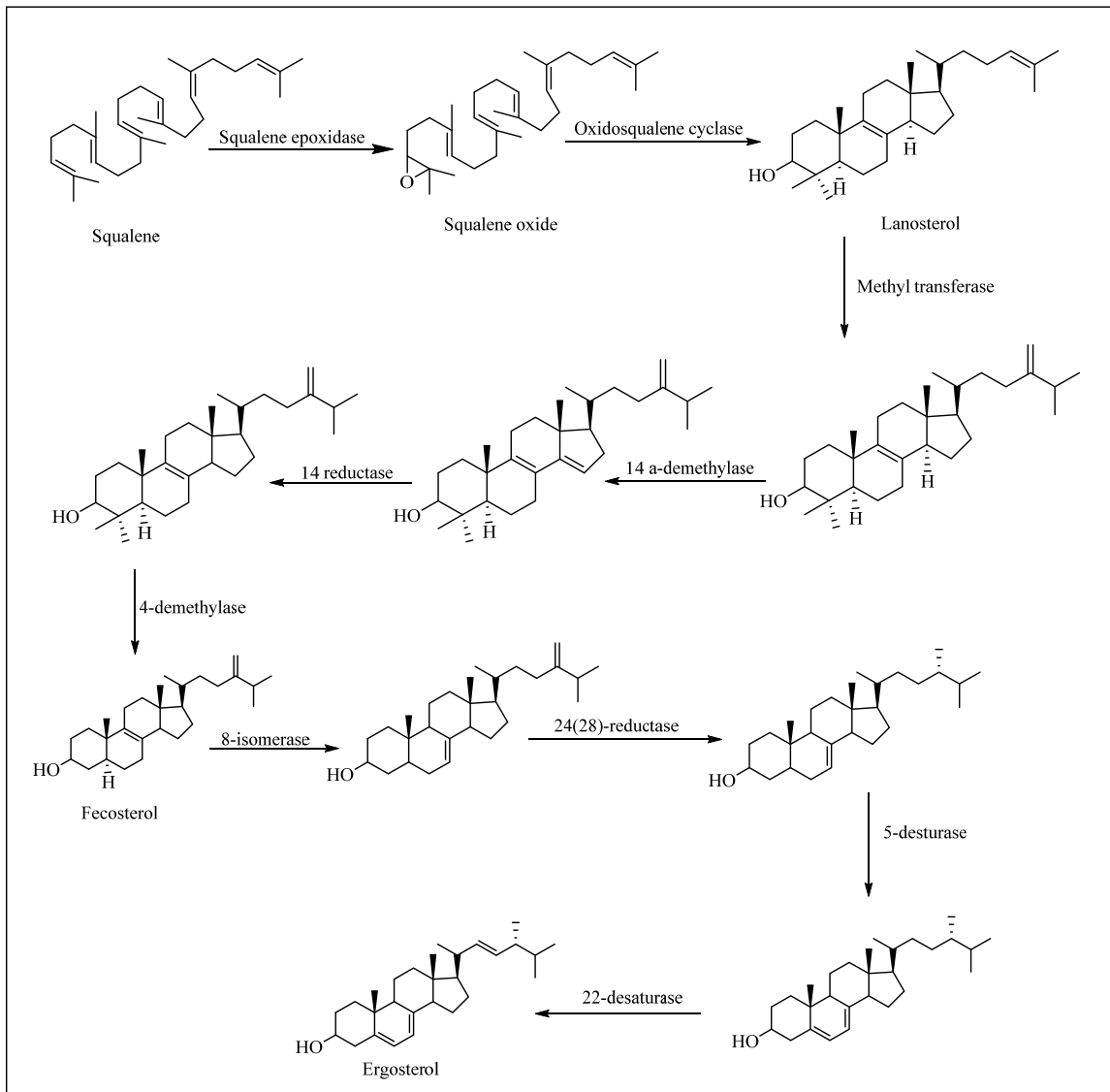


Fig. S1

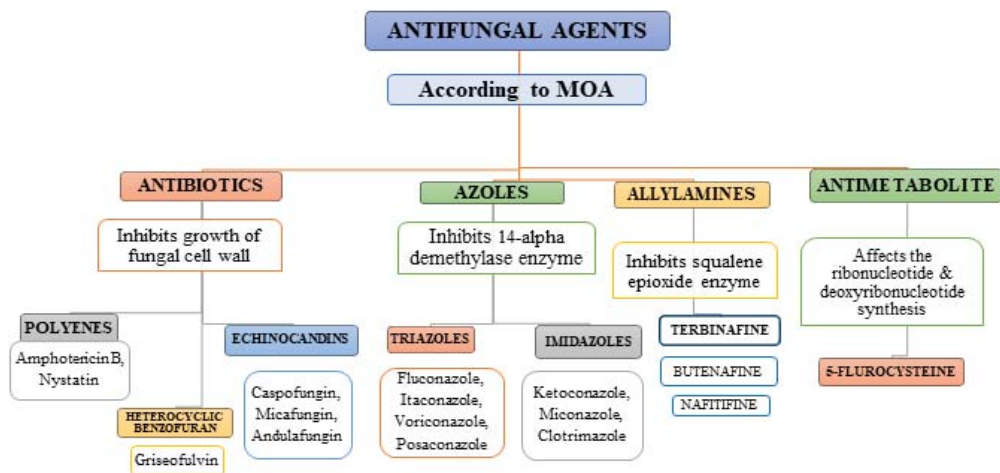
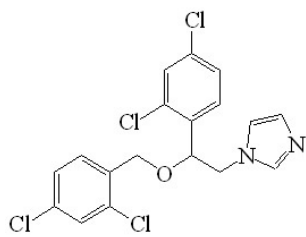
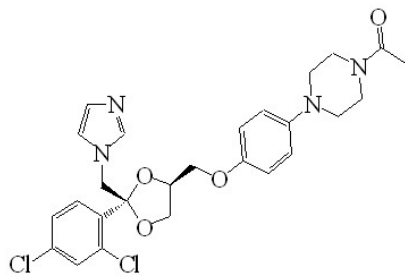


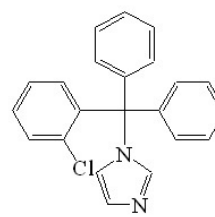
Fig. S2



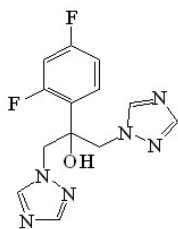
Miconazole



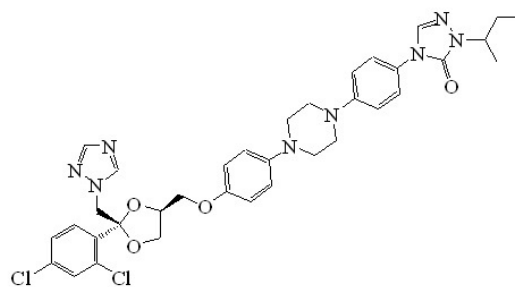
Ketoconazole



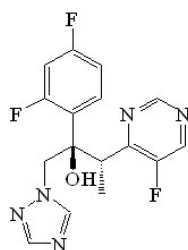
Clotrimazole



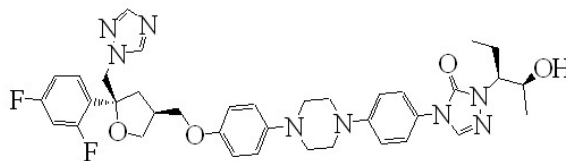
Fluconazole



Itraconazole



Voriconazole



Posaconazole

Fig. S3