

Supplementary Information

Antimicrobial activity of 7,3',4'-trihydroxyflavonol isolated from *Acacia nilotica* var. *ad stringens*

Al Hafez M Alraih^a, Mohamed A Mohamed^b, Mohamed A Alansari^c, Abu Baker M Osman^{*a}, Khalda M Ahmed^a,

Ayda Y Abdelrahman^d & Mohamed E Hamid^e

^a Department of Chemistry, College of Science, King Khalid University, Abha, KSA

^b Department of Chemistry, College of Science, Sudan University for Science and Technology, Khartoum, Sudan

^c Department of Photochemistry and Plant Systematic, National Research Centre, Cairo, Egypt

^d Department of Chemistry, College of Science, Najran University, Najran, KSA

^e Department of Microbiology, College of Medicine, King Khalid University, Abha, KSA

E-mail: hafez.uofg@gmail.com; mohd-5860@hotmail.com.uk; ansarialaa@hotmail.com; abubker123@gmail.com; khmahmad@kku.edu.sa; ayidayousif@gmail.com; mehamid3@gmail.com

Received 22 October 2019; accepted (revised) 3 March 2021

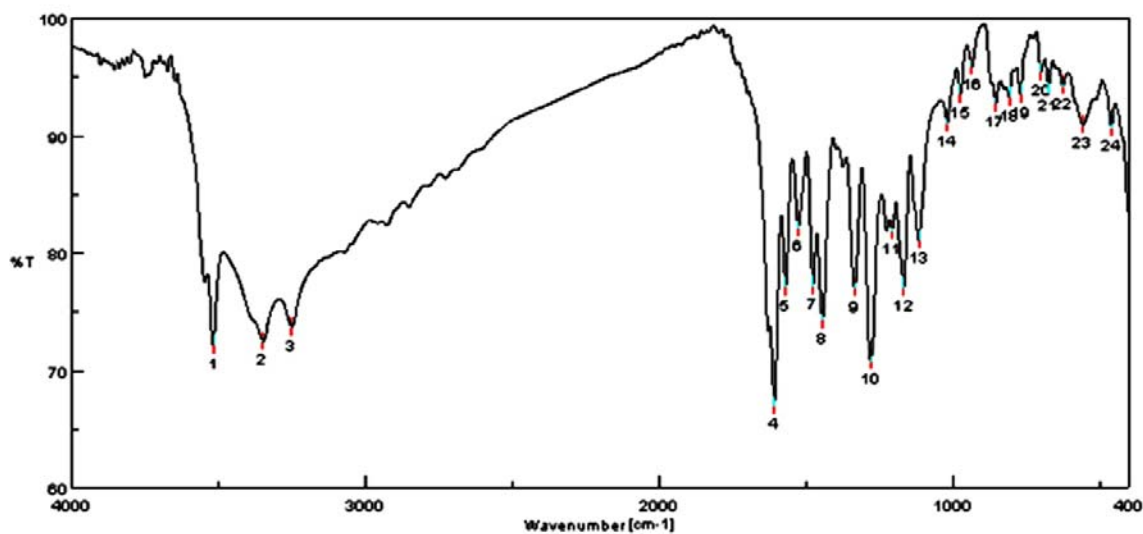


Figure S1 — IR spectrum of the isolated compound

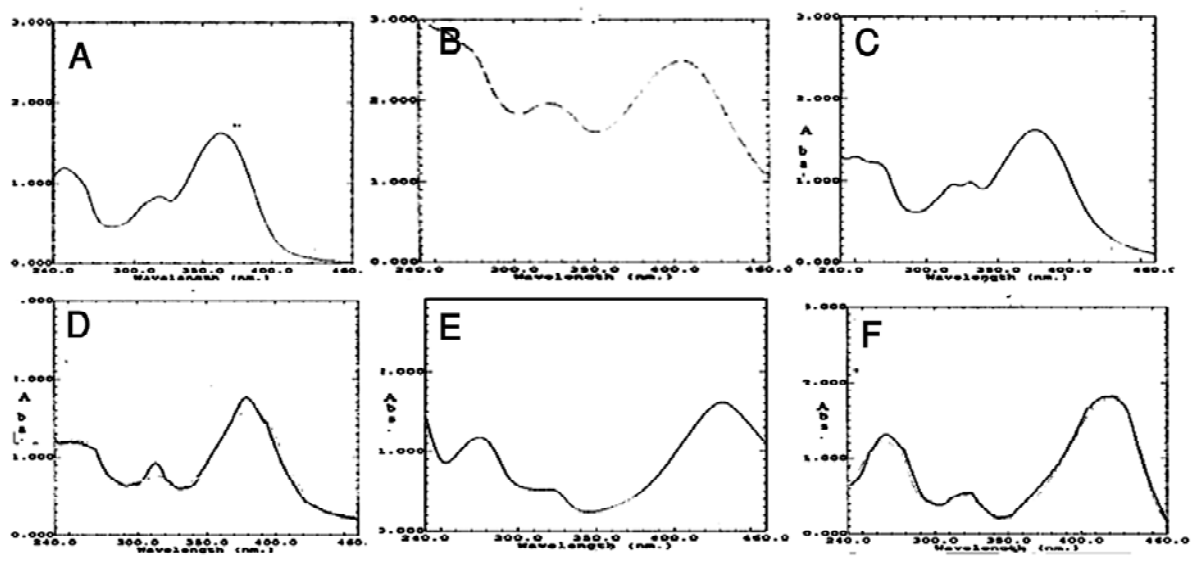


Figure S2 — Spectrum of the compound using different solvents, (A) methanol; (B), sodium methoxide, (C), sodium acetate; (D), boric acid; (E) aluminum chloride and (F), AlCl₃ / HCl

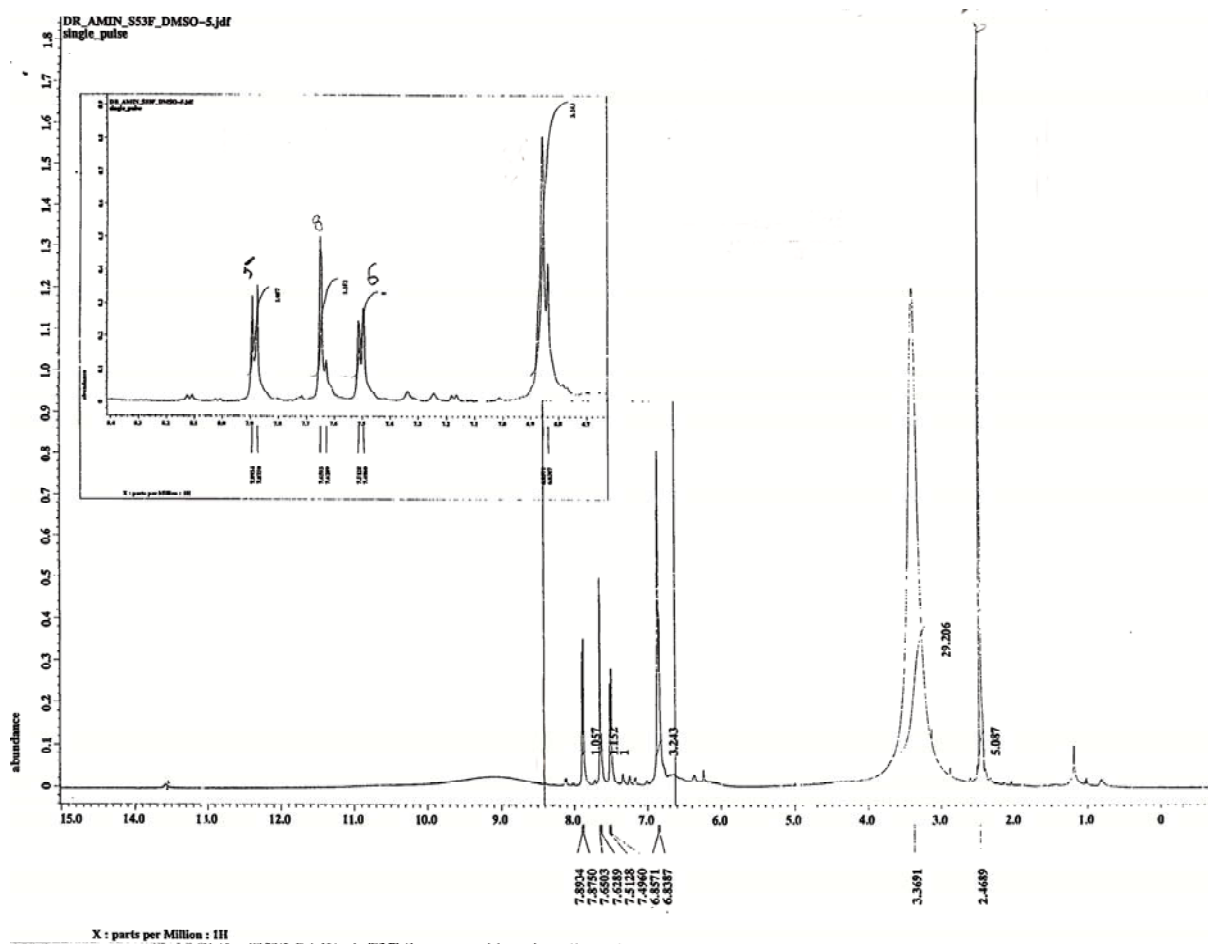


Figure S3 — ^1H NMR spectrum of the isolated compound

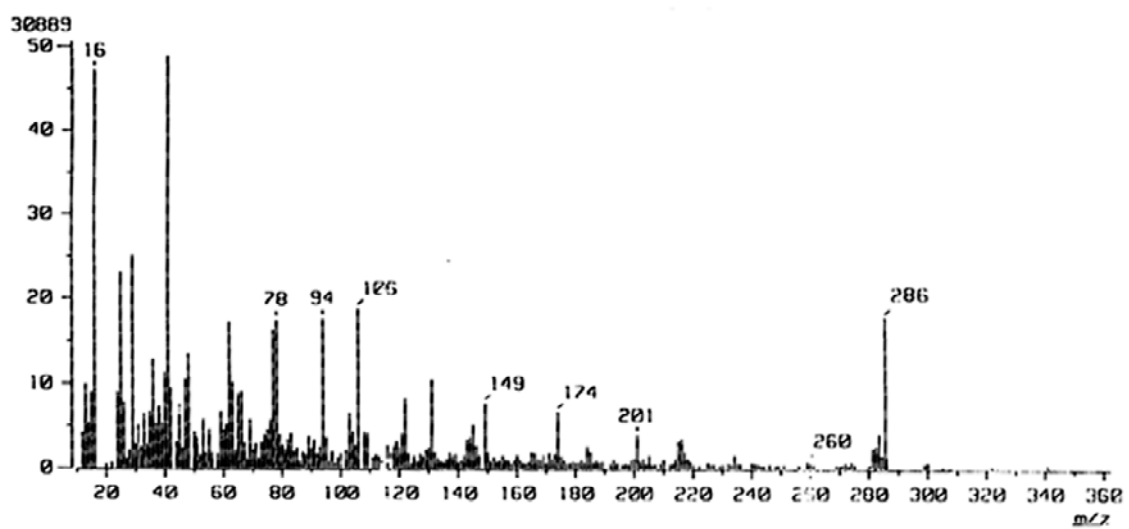


Figure S4 — Mass spectrum of the isolated compound